

Park Glen Connection

June 2015

Published for the Families and Residents of Park Glen



July Fourth
Celebration
Page 3



President's Notes

The board has been working hard to make sure we're getting the greatest value in everything we do. From a great Holiday in the Park to a terrific Turkey Trot and then a huge turnout at the Eggstravaganza! As I write this, I think we have struck a deal for Park Glen resident to sign up for memberships to use the Longhorn Activity Center pool. Next up is the 4th of July celebration. We're looking to make it bigger and better than ever. Please watch for more details as they become available.

I think it's important to give a big shout out to all of the volunteers and vendors that attended and it would be silly not to recognize our homeowners as well. Thanks for allowing us to put these events

on and for making them as good as they are! Obviously it wouldn't be possible without you.

Now let's talk about the needs of the neighborhood. I think the vast majority of homeowners moved to Park Glen for the quality of life, the beauty of the trees and parks and the great schools. But the earliest homes in Park Glen were built on the early 90's. That mean some of our neighborhood is nearly 25 years old.

And as the neighborhood ages, it requires more attention and upkeep, if you will. Not only are the houses getting older and need more maintenance, but the trees do as well. Last month I mentioned that our beautiful trees don't come without both pros and cons. They provide great shade from the hot Texas sun. Conversely, they can cause problems with our sidewalks and streets or hinder grass growing in areas.

Beyond that potentially huge discussion, I'd like to focus on something about the trees that is more simple- minded. That is, the cleanup of the leaves. If you live in an area of Park Glen where the tree canopy doesn't cover the street, this might be where you

stop reading (but I hope not). If you do live in one of these areas, then you know that leaves can be problematic for a number of reasons.

The leaves can actually be a great source of compost, but honestly, who needs that much compost, right? However, when they are left on the street and not cleaned up, eventually they sour, smell and attract rodents and other things. Who needs that either?! While I understand that this isn't an overly appealing topic, one of the responsibilities I have is to bring up issues that affect our neighborhood. This is one of them. I hope we all understand that we want Park Glen to look great and our home values to rise. This is one of the things that can negatively impact those goals. The good thing is, with some effort, we can do something about it and I hope you will join me in doing our part by sweeping up the leaves in our streets.

And last, Dana and I (and the kids) are often out and about the neighborhood. If you see us, please say hello!


As always,
Kevin

Hello Again,

I hope everyone is getting ready to have a great start to their summer! What do you think about the new Newsletter? I hope you take the time to tell us your thoughts.

Send your feedback to PGNANewsletter@gmail.com or feel free to contact any board member! We would be happy to hear from you!

North Central Ballet
Summer Dance Camps



Ages 3 and 4
July 6-10

Ages 5 - 7
July 13-17

Ballet Class, Vocabulary, Music,
Health, Nutrition & Crafts

Summer Intensive Workshop
Ages 8 and up, July 6-31
Ballet, Pointe, Musical Theatre,
Modern Dance, Jazz

North Central Ballet
12077 Katy Rd, Suite 713, Keller

817-428-8232
northcentralballet.com



We would like to **WELCOME** our new homeowners to Park Glen! If you are interested in getting involved in your neighborhood please feel free to contact us at PGNANewsletter@gmail.com or www.ParkGlenHOA.org.

Park Glen Independence Day Celebration!

***Please plan to join us for our July 4th Celebration
Saturday, July 4th from 9a to Noon
at Alliance United Methodist Church on Park Vista.***



Parade: Starting and Ending at
Alliance Methodist Church
Led By Fort Worth Police Department
Featuring Decorated Trikes, Bikes, Wagons, Scooters,
and maybe even Floats (if you are ambitious)

Doggiepalooza

The Park Glen Annual Dog Contest
Contestants will be judged in several categories including:
Most Patriotic • Best Trick • Most Unique



The day will start off with the judging of the children's bikes, tricycles, scooters, wagons, skateboards, etc. We'll be awarding prizes for best decorated, most unique, and most patriotic. Everyone is then welcome to join in the Parade. We are putting together a fun and safe route for our little riders and walkers, and even dogs are welcome. After the parade, it will be time for the Doggiepalooza, featuring contests and races!!

** Dogs must be leashed the entire time of this event. We will have water available for them.*

We have a day full of fun planned...Bounce Houses, Face Painting, Balloon Animals and a live DJ. The Fire Dept is bringing a firetruck, the Methodist Men will be cooking up some great food, and you can browse our variety of vendor tables!

In support of the **TARRANT COUNTRY FOOD DRIVE**, we will be setting up a dunk tank. One non-perishable food item and/or a monetary donation will get you some balls to throw at the HOA President and Vice President! Warm up those arms and help us gather some food for a great cause!

Vendors are welcome to sign up now to secure your space!
Please contact Dana at PGNANewsletter@gmail.com for more information.

We are in need of volunteers!!

If you want to help (any amount of time will be helpful!) please contact us at PGNANewsletter@gmail.com.

CAR SHOW

Do you have an old classic car or truck, a hotrod, or a fancy sports car? Do you like showing it off? If you would be interested in showing your car or truck at our 4th of July event please contact Dana at PGNANewsletter@gmail.com. If we get enough interest, we would like to put on a small car show. Please let us know as soon as possible so we can plan accordingly.





How to Get INFORMED!

We are putting together a new email list!
 We have set up a new (hopefully temporary) website at www.ParkGlenHOA.org where you can sign up to receive news and alerts of what's happening in our neighborhood!



June Dates to Remember

June 1st – Donut Day (YES!!!)

June 3rd – Last Day of School for BISD

June 5th - Last Day of School for KISD

June 9th - Board Meeting, 7p,
 Longhorn Activity Center
 (Basswood and Park Glen)

June 14th – Flag Day

June 15th - Fly a Kite Day

June 21st – Father's Day

June 30th – Superman's Birthday (Who knew??!)



Protect your **EYES**
in style
this summer

Anjonette Colvin,
 O.D., P.A.

Jennifer Schirner,
 O.D.

Call today to schedule an appointment.

HERITAGE
 FAMILY  **EYECARE**

4160 Heritage Trace Pkwy, Suite 400
 Fort Worth, Texas 76244
 817-741-2020
heritage-eyecare.com

Hours: M-F 9a-7p
 and Sat 9a-2p



The Baptist Church
 at Park Glen
 5330 Basswood Blvd.
 Fort Worth, TX.
 817-656-1731

Service times:
 Sunday Morning
 Sunday School – 9:30 a.m.
 Worship Service – 10:30 a.m.
 Sunday Evening
 Prayer Meeting – 5:30 p.m.
 Worship Service – 6:00 p.m.
 Wednesday Evening – 7:00 p.m.

Join us for
Vacation Bible School
 June 8th – 12th
 6:30pm – 9:00pm
 Ages 4-12 yrs.



www.bcp.org

Pastor E. C. Ragland

7 Essential Tools for Backyard Grilling Success



You collect your steak expectantly from the grill chef. It looks great. You add some salad from the salad bowl and drizzle some dressing over the greens. A few onions complete the plate of food that you have been looking forward to all day. You slice into the meat, pick up some salad on the same fork and pop it into your mouth and bite. The beef is beautiful and tender but the main taste is the salad! What has your host done? The meat is bland flavorless and dry. He sidles over, looking for a compliment for his cooking ...

Ma always used to say that a 'workman is only as good as his tools'. To a degree she was right. If a workman (or woman) does not have the right tools for the job then the job will probably not get done properly. The same goes for grilling. So here are the seven essential tools that every backyard griller should have.

Thermometer - get yourself a reliable thermometer. This will enable you to check the internal temperature of the cooking food. This will help you to avoid overcooking and undercooking. If you buy a cheap thermometer, you could end up with one that gives the wrong reading so choose carefully and wisely.

Spatula - there are plenty of these around but as with the thermometer, it is worthwhile getting a good non-stick spatula. Make sure also that it is large enough to get under a big fillet of fish, which will avoid any disasters of the fillet falling apart as you flip it. Having one with a bent handle is also good as it makes it less awkward to use.

Wire brush - this is a case where the price doesn't really matter. The brush is just for cleaning off the grill afterwards. The important thing is that you have one as dried on foods that are re-heated again and again will impart off-flavors to anything you grill.

Brushes - You should get a couple of these at least, ordinary pastry brushes will be fine and can really save time. Keep one for oiling grilling surfaces and maybe 2 or 3 others for basting. Replace them when the flavors of the basting mixture do not wash out fully. You can use a spoon for basting but brushing gives a more even and thorough coverage.

Skewers - There are plenty of these to choose from. Skewers with handles are more convenient but whatever type you buy, get them

with a flat blade design. The simple sharpened wire design are a complete pain, when you try to turn the food, this type just rotate within the food, it then needs turning individually which is time consuming.

Mitts - heatproof mitts are a real boon, you can pick up hot stuff without worry. Getting a fireproof pair is always a good idea as there is always the possibility of the mitts coming into contact with a naked flame whilst grilling.

Tongs - if you buy only one specialist grilling tool, make it a pair of tongs. Many inexperienced grillers will just use a fork. So what is wrong with using a fork? Each time you flip your meat, a fork pokes holes in it and allows the juices to flow out. This makes the meat dry and reduces its flavor. You can use a spatula but that is more awkward and makes it a tad more difficult for a visual examination of the meat when checking if it is cooked. A good quality pair of tongs are best, cheap ones will distort, making food handling more difficult.

So get the right tools for the job and you will get better results from your backyard grill.

Source: ArticlesFactory.com

The Communications Committee has set up a new Facebook page!

Find us at "Park Glen Neighborhood Association" (www.facebook.com/parkglenhoa) **LIKE** our page and get reminders and event updates.

It's a great way to keep in touch!



2015 BOARD ELECTION

The 2015 election for the Park Glen Board of Directors is coming up quickly. Here is the schedule that has been set:

- June 1 to July 15 - Candidate Filing period.
- By July 20 - Post candidates & candidate statements on website.
- Approximately July 25 - Election America sends letter, candidate information sheet, and voting instructions to each homeowner, and sets up the website for voting.
- August 1 to August 31 - Advance Voting period.
- September 1 - Annual Meeting; in-person voting; results made known (assuming quorum has been met).

The Board has appointed Park Glen homeowner Justin Machacek to serve as the "Election Coordinator" for 2015.

With regard to candidate filing, Justin will:

- Collect candidate filings.
- Verify homeowner status with Tarrant Appraisal District at filing submission and again right after filing ends.
- Confirm receipt of filings to applicants.
- Compile all candidate information into one document for the Park Glen website and for the Election America mailing and website.
- Maintain secrecy until after the filing period has ended.

To run as a candidate in the 2015 election, please follow the instructions in the adjoining "Candidate Filing Form."

Candidate Filing Form

2015 Election - Park Glen Neighborhood Association Board of Directors

Please complete this form or provide the requested information on your own paper or in an e-mail message. The information from questions 4, 5, and 6 will be used only by the Election Coordinator. The information from 1, 2, and 3 will be published on the Park Glen and election websites and provided to all members before advance voting.

1. Your Name _____

2. Position Sought (circle one): President Vice-President Secretary Director (1 of 4)

3. Candidate Statement - Please write on the reverse or on your own paper or in an e-mail message. Limited to 75 words (if your statement is more than 75 words, only the first 75 words will be used). Your statement will be provided to Park Glen Neighborhood Association homeowners, so feel free to include anything that you want voting members to know. The statement will not be edited or proofed in any way, other than to eliminate any off-color or non-family-friendly content.

4. Address of Park Glen home of which you are an owner (the Tarrant Appraisal District must show your name as an owner) _____

5. E-mail Address _____


6. Phone Number _____

Please submit your information to Justin Machacek (Park Glen's 2015 Election Coordinator)

by e-mail to: PGNAElection2015@gmail.com

by mail to: Justin Machacek; 7759 Arcadia Trail; Fort Worth, TX 76137

The filing deadline is July 15. Justin will confirm all submissions within 48 hours of receipt. If you do not get an e-mail confirmation, please contact Justin at the e-mail address above.



Space for Sale

Call 972-396-8855

or email info@communitynewsconnection.com
for ad rates and sizes.



As a nonprofit hunger relief organization, we distribute donated, purchased and prepared foods through a network of more than 340 Food Assistance Partners in 13 counties. Every day, we support the nutritional needs of children, families and seniors through education, advocacy and strategic partnerships.



North Texas Food Bank
4500 S. Cockrell Hill Road
Dallas, TX 75236-2028
214.330.1396
ntfb.org

SUMMARY OF DEVELOPMENT PROJECTS APPROVED BY CITY OF FORT WORTH NEAR PARK GLEN

The following project have been approved by the City of Fort Worth. The City of Fort Worth's zoning code allows a project to get site plan approval from city staff if it meets the zoning code minimum standards. If you have any questions, please contact Arty.Wheaton-Rodriguez@fortworthtexas.gov, the Senior Planner with the city of Fort Worth (817-392-2561).

These projects may or may not eventually be built, but they could move forward if they choose. We have specified the buildings that we have been told are going to be built for sure or are currently under construction.

Intersection of Park Vista and North Tarrant Parkway

- At the northeast corner of the intersection (west of the new Sovereign Apartments), a Kroger Grocery Store will be built, with a gas station right near the corner of the intersection. The building will be set back far on the east side of the property near The

Sovereign Apartments. They have gone out to bid for the construction of the site and will start in the near future.

- At the southeast corner of the intersection (south of 7-Eleven), two small 4800-square-foot medical office buildings have been approved. The southern building is being constructed right now; it is anticipated that this is an orthodontist office.
- At the southwest corner of the intersection (east of Lee's Grilled Cheese Restaurant), there are several outparcels that are platted. One is west of the recently-built pediatric dentistry. There are 2 outparcels right at the corner; the property owner has indicated that a McDonald's is likely to be built close to Park Vista. There is also a site plan approval for a small 5,000-square-foot retail building on the west side of the Tire Center (a little west of Lee's Grilled Cheese).

Intersection of Parkwood Hill Blvd. and North Tarrant Parkway

- At the southwest corner of the intersection,



a "Slim Chickens" fast food restaurant is under construction.

Intersection of Quail Valley and North Tarrant Parkway

- At the northwest corner of the intersection, a retail strip commercial building is under construction.
- At the northeast corner of the intersection (across from Academy, on the north side of North Tarrant Pkwy between Quail Valley and the Railroad tracks), a site plan has been approved for a retail center, including a car wash, a grocery store, and other retail buildings.

Joann Anderson  Laurie Anderson

We're The Top Mother/Daughter Team
For Real Estate In Your Community!

THE ANDERSON TEAM

COLDWELL BANKER

Whether Buying or Selling... We Are On Top Of It!
A Better Way to Buy and Sell Real Estate

The Anderson Team is nationally recognized as one of the Top Ten Sales Teams in DFW. With the ever changing real estate market and mortgage industry, The Anderson Team is positioned to provide you with the knowledge, education and support you need to make a smart investment in real estate.

- WE OFFER...

 - ✓ Professional Photography
 - ✓ Staging Techniques
 - ✓ Mortgage Consultation
 - ✓ Latest Social Media Marketing

CALL THE ANDERSON TEAM
817-741-2701 / 817-966-SOLD (9653)
 joannanderson2701@yahoo.com
 laurie@theandersonsteamtx.com
www.andersonsteamrealestate.com




Mention this ad and receive
5% OFF

We also create beautiful fireplaces, backsplashes and countertops!



Masters Flooring

1495 S Main Street, Suite 101
 Keller, TX 76248

Hardwood • Carpet
 Laminate • Tile • Stone

817.431.8043

Free Estimates!

Mike Masters - Owner

Family Owned & Operated | First Flooring Store in Keller



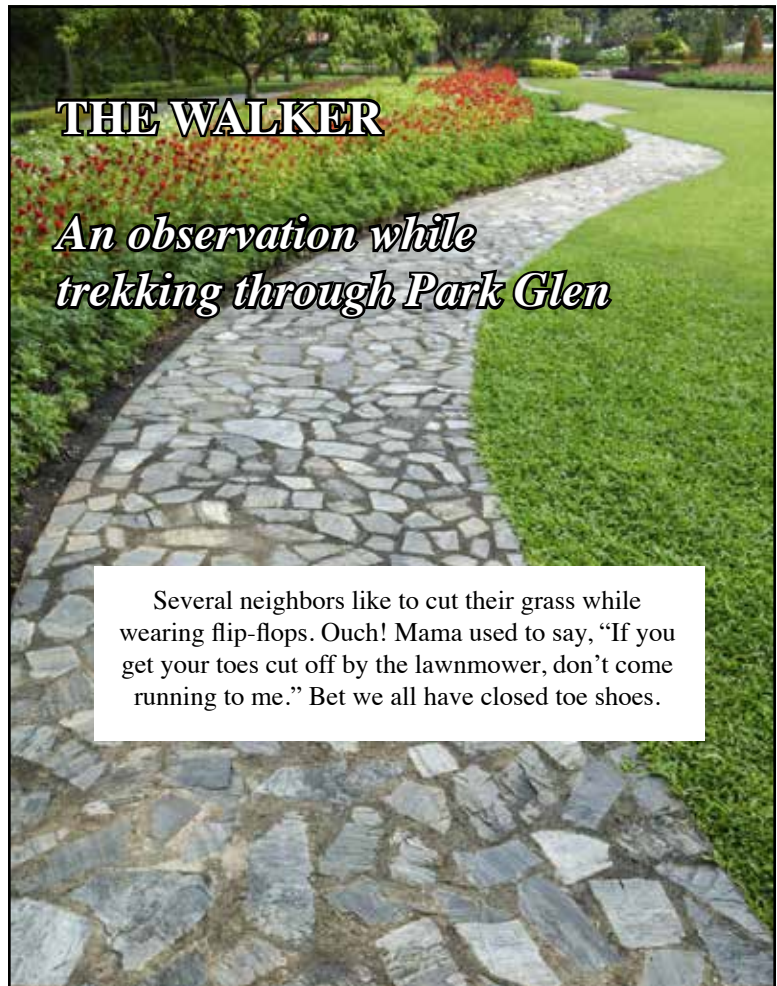

www.MastersFlooring.com



Have YOU Attended a Board Meeting Lately? How A Board Meeting Is Run

1. Each Park Glen homeowner is a member of the Association. You have a vested interest in your community, and you elected the Board members to take care of those interests and oversee the operation of the Association.
2. The Board conducts open meetings (at least monthly), and you are welcome!
3. At each meeting, reports and announcements are shared with the Board and members (e.g. financial report, status updates, committee reports, property manager's report, event recaps, etc.).
4. Business matters come before the Board when motions are made and seconded. Each motion has a discussion period before Board members vote.
5. There is an opportunity at each meeting for members to speak to the Board and the members in attendance. If you have an idea, complaint, request, or concern, this is an effective way to communicate it.
6. If you would like an item to be considered by the Board, please submit your request or suggestion in writing at least two weeks before the next meeting. Please note that the Board may be unable to make decisions on items until they have done sufficient research and had time to consider their findings.

If you have any questions about our Board meetings, please contact Kevin at PGNAKevin@gmail.com.



THE WALKER

An observation while trekking through Park Glen

Several neighbors like to cut their grass while wearing flip-flops. Ouch! Mama used to say, "If you get your toes cut off by the lawnmower, don't come running to me." Bet we all have closed toe shoes.

Thrive – technology meets premium nutrition
An 8-week wellness experience

- Weight Management
- Mental Clarity
- Derma Fusion Technology
- Appetite Control
- Metabolic Support
- All Natural Time Release

Jump start your new healthy life!
Contact me today!
Jeanne Manning
Jeanne.m2014@gmail.com
Jeannem.le-vel.com

le-vel.com

Discounts as big as a house. Or condo. Or apartment.

Clint Goin CLU, Agent
7420 N Beach St., Suite 234
Fort Worth, TX 76137
Bus: 817-485-5660
Fax: 817-485-5601
www.clintgoin.com

See just how big your savings could be.
Your savings could add up to hundreds of dollars when you put all your policies together under our State Farm® roof.
GET TO A BETTER STATE.™ CALL ME TODAY.

1103155.1 State Farm Mutual Automobile Insurance Company, State Farm Indemnity Company, Bloomington, IL

Here's a Bright Idea

Advertise in this publication and reach the colorful characters right in your own neighborhood.
Contact us today!
972-396-8855
info@communitynewsconnection.com

Lawn Care: How to Grow Grass in the Shade

One of the most difficult situations homeowners face is growing grass in the shade. It's a battle you can win if you cover the right bases in your lawn care regimen. Learn how to succeed in growing grass in shady places.

Will grass grow in the shade?

Most lawn grasses need four to six hours of direct sun to survive. Some shade-tolerant grass types grow as long as light hits that four-hour quota – and that light doesn't have to be full sun. Four to six hours of dappled or filtered sunlight can fuel the growth of a healthy lawn.

What types of grass grow better in shade?

For cool-season grass, rye and fine and tall fescues offer the most shade tolerance. They require four hours of sun minimum to survive. Warm-season grasses that grow in some shade include zoysia and St. Augustine. When shopping for grass seed, choose shade-tolerant blends adapted to your region. Buy a blend or mix of seeds for shade because if one type fails to make it, another might. In this case, it's not budget-wise to skimp on seed quality in order to save money. Pay for a top-quality blend.

Could pruning my trees improve the light beneath them?

Removing lower limbs allows sunlight to reach soil beneath. Pruning interior branches to open the tree canopy permits more sunlight to pass through the tree's interior to the ground beneath. Removing interior branches also enhances air circulation to the center of the tree, which improves tree health. Hire a certified arborist to prune large trees. Learn the basics of pruning trees. Learn when to prune trees.

Do I need to mow grass differently in shady spots?

In shade, mow 1/2 to 1 inch higher than in sunny lawn areas. This gives individual grass plants more leaf area to capture the limited

sunlight that's available. Try to alternate mowing directions each time you mow.

Avoid scalping shade-grown grass. This happens most frequently in spring, when you haven't raised the mower since the final fall mowing. Shady lawns can't tolerate even one scalping; it thins them and they may not recover.

I've heard that trees create dry shade. Does that mean I have to water lawn under a tree more than lawn in the sun?

Under a tree, two things occur to create drier soil. First, rainfall doesn't always penetrate the tree canopy to reach soil beneath. Second, tree roots absorb available moisture. As a result, turf beneath a tree needs more frequent irrigation. Water these areas deeply to encourage deep grass roots for a healthy lawn around trees.

Should I water more in other shady areas?

If your shade is caused by a building, you don't need to water more frequently. Grass in shady areas doesn't use water as quickly as their sunny counterparts. Water only when necessary. Learn more about irrigating lawns.

I finally have lawn growing in shady spots, but it's always so thin. Can I do anything about that?

Growing conditions and lawn care for grass are tough in the shade. Aim to eliminate any stress the grass experiences, such as foot traffic. Insert stepping stones to protect grass from being trampled.

You can also overseed as often as once or twice a year, in mid-spring or early fall for cool-season grasses, late spring to early summer for warm-season turf. Don't forget to water after seeding.

Do I fertilize lawn in shady areas the same as the rest of the lawn?

Grasses in shady areas need one-half to two-

thirds as much nitrogen as sunny lawns. For lawns beneath trees, fertilize lightly in early spring before trees leaf out, then not again until early fall.

What about weed killers?

To grow grass successfully in shade, you want to minimize stress, which includes limiting herbicide use. If weeds are a problem, make one general broadleaf application in fall. Otherwise, spot-spray weeds with an herbicide as needed. Be sure to read the label to ensure it won't harm trees.

What should I do if grass just won't grow?

If you want greenery, choose a shade-tolerant ground cover that's hardy in your zone. You can also cover bare soil with mulch. Natural materials such as bark, pine straw or wood chips look nice beneath trees. Light-colored mulches show up better in shady spots. Include stepping stones to add interest.

I'm trying to grow lawn beneath a tree. Does the type of tree affect my chances of success?

In general, it's easier to grow grass beneath deciduous trees than evergreens that branch to the ground. Beneath these trees, you're not just dealing with shade, you're also fighting acidic soil, which doesn't favor grass growth. You can grow grass beneath pines with a high canopy, which creates filtered light beneath.

The type of deciduous tree greatly influences grass-growing success. Hard maples have dense canopies and shallow roots that make growing anything beneath them a real chore. Grass won't make it. Dogwood and oak also offer tough growing conditions beneath their branches. Other trees – including locust, sycamore, ornamental crabapples and pears, elms and many more – happily host a carpet of lawn at their feet.



Swimming Safety Tips

Some things to remember to keep your kids safe when swimming. Whether it's a trip to the beach or a dip in the community or backyard pool, you can ensure that swimming is as safe as it is fun by following a few basic safety tips.

There Is No Substitute for Active Supervision

- Actively supervise children in and around open bodies of water, giving them your undivided attention.

- Whenever infants or toddlers are in or around water, an adult should be within arm's reach to provide active supervision. We know it's hard to get everything done without a little multitasking, but this is the time to avoid distractions of any kind. If children are near water, then they should be the only thing on your mind. Small children can drown in as little as one inch of water.

- When there are several adults present and children are swimming, use the "Water Watcher Card" strategy, which designates an adult as the Water Watcher for a certain amount of time (such as 15-minute periods) to prevent lapses in supervision.

Start Slow With Babies

- You can start introducing your babies to water when they are about 6 months old. Remember to always use waterproof diapers and change them frequently.

Educate Your Kids About Swimming Safely

- Every child is different, so enroll children in swimming lessons when you feel they are ready. Teach children how to tread water, float and stay by the shore.

- Make sure kids swim only in areas designated for swimming. Teach children that swimming in open water is not the same as swimming in a pool. They need to be aware of uneven surfaces, river currents, ocean undertow and changing weather.

- Whether you're swimming in a backyard



pool or in a lake, teach children to swim with a partner, every time. From the start, teach children to never go near or in water without an adult present.

Drowning is the leading cause of injury-related death among children ages 1-4.

Don't Rely on Swimming Aids

- Remember that swimming aids such as water wings or noodles are fun toys for kids, but they should never be used in place of a U.S. Coast Guard-approved personal flotation device (PFD).

Take the Time to Learn CPR

- We know you have a million things to do, but learning CPR should be on the top of the list. It will give you tremendous peace of mind – and the more peace of mind you have as a parent, the better.

- Local hospitals, fire departments and recreation departments offer CPR training.

- Have your children learn CPR. It's a skill that will serve them for a lifetime.

Take Extra Steps Around Pools

- A swimming pool is a ton of fun for you and your kids. Make sure backyard pools have four-sided fencing that's at least 4 feet high and a self-closing, self-latching gate to prevent a child from wandering into the pool area unsupervised.

- When using inflatable or portable pools, remember to empty them immediately after use. Store them upside down and out of children's reach.

- Install a door alarm, a window alarm or both

to alert you if a child wanders into the pool area unsupervised.

Check the Drains in Your Pool and Spa

- Educate your children about the dangers of drain entanglement and entrapment and teach them to never play or swim near drains or suction outlets.

- Pools that pose the greatest risk of entrapment are children's public wading pools, in-ground hot tubs, or any other pools that have flat drain grates or a single main drain system.

- For new pools or hot tubs, install multiple drains in all pools, spas, whirlpools and hot tubs. This minimizes the suction of any one drain, reducing risk of death or injury. If you do have drains, protective measures include anti-entrapment drain covers and a safety vacuum release system to automatically release suction and shut down the pump should entrapment occur.

- Regularly check to make sure drain covers are secure and have no cracks, and replace flat drain covers with dome-shaped ones. If a pool or hot tub has a broken, loose or missing drain cover, don't use it.

- If you do have drains, protective measures include anti-entrapment drain covers and a safety vacuum release system to automatically release suction and shut down the pump should entrapment occur. Go to www.PoolSafety.gov for a list of manufacturers of certified covers.

- Check to make sure your pool or hot tub's drains are compliant with the Pool and Spa Safety Act.

RECIPE OF THE MONTH

Chicken Salad with Bacon, Lettuce, and Tomato

Ingredients:	1 tablespoon chopped parsley
5 slices bacon	1 teaspoon lemon juice
3 cups diced cooked chicken	1 dash Worcestershire sauce
1 cup chopped fresh tomato	salt and ground black pepper to taste
2 stalks celery, thinly sliced	12 leaves romaine lettuce
3/4 cup mayonnaise	1 large avocado, sliced
2 tablespoons minced green onion	



Directions:

1. Place bacon in a large skillet and cook over medium-high heat, turning occasionally, until evenly browned, about 10 minutes. Drain bacon slices on paper towels; crumble.
2. Stir chicken, bacon, tomato, and celery together in a bowl.
3. Whisk mayonnaise, parsley, green onions, lemon juice, Worcestershire sauce, salt, and black pepper together in a bowl until dressing is smooth. Pour dressing over chicken mixture; toss to coat. Refrigerate until chilled, at least 30 minutes.
4. Stir chicken mixture and serve over lettuce leaves and top with avocado.

How Many People Does it Take to Change a Light Bulb?

By Kelly Wills

The answer is a lot! Companies here and in other countries around the world are on task to change the light bulb! New lighting standards are in place to positively affect the environment. Incandescent light bulbs are being phased out. Light bulbs are being designed to be much more efficient, save energy and ultimately save you money. Three types of light bulbs available are the compact fluorescent lamp (CFL), Halogen lamps, and light emitting diode (LED).

Here is what I learned in types of light bulbs. CFL is said to use one-fifth to one-third the electric power, and may last eight to fifteen times longer than the incandescent lamps but

contains mercury. The Halogen lamps are a type of incandescent light bulb but are said to be 40% more efficient. LEDs contain no mercury, and it is being determined that LEDs have a much smaller environmental impact than incandescent bulbs. LEDs turn on instantly at any temperature, their extremely long lifetime is unaffected by cycling on and off, they have no glass to break, and they don't emit UV rays that fade artwork, upholstery, and clothing. Another positive is LED lamps do not radiate heat onto the illuminated surface.

In an article from the Department of Energy, "In 2012, about 49 million LEDs were installed in the U.S. -- saving about \$675 million in annual energy costs. Switching entirely to LED lights over the next two decades could save the U.S. \$250 billion in energy costs, reduce electricity consumption for lighting by nearly 50 percent and avoid 1,800 million metric tons of carbon emissions."

WOW, right? Sounds impressive but where do you and I begin? And have you priced LEDs? While LEDs are more expensive now, they still may save money because they are said to last longer and have very low energy use. And similar to other electronics, the costs are expected to lower as more and more LED light

bulbs become available. Perhaps the way to manage and save energy, carbon emissions as well as reduce electricity consumption is bit by bit. As one incandescent bulb goes out, replace it with a LED light bulb.

So how many people does it take to change a light bulb? **Everyone!**





THE CITIZENS ON PATROL PROGRAM

The Citizens on Patrol Program has awesome volunteers who patrol their communities, providing extra eyes and ears for the Fort Worth Police Department. It is because of these volunteers and other programs that many Fort Worth neighborhoods have lower crime rates. You can be a part! On Saturday, June 13th, training will be offered in the Community Room at Heritage Trace Church of Christ (4201 Heritage Trace). Offered from 9am to 1pm, the training prepares Fort Worth residents on what to look for, how to report suspicious activity, and so much more. To register, call 817.392.4182 as soon as possible or go to www.FortWorthPD.com/get-involved. Seating is limited.

**For more information, please contact Judy Bell,
Fort Worth Police Department, 817.392.4191,
Judith.bell@fortworthtexas.gov**



Reach Your Neighbors! Advertise in this Magazine!



Contact Community News
Connection
for more information:

972-396-8855

info@communitynewsconnection.com

TIPS FOR HOA MEMBERS

1. Pay your dues. Paying your dues (only \$66 per year!) provides the funds that the community uses to operate, enforce the neighborhood's policies and provide activities and programs. When you don't pay, it produces a burden and distraction on the Association and causes late fees, interest, and collection activity.
2. Stay in the loop. Go to meetings (perhaps switch off with another neighbor to lessen the burden and keep each other informed).
3. Keep an ear out for neighborhood news. Talk to your neighbors and let the Board know your concerns and suggestions.
4. Read your Covenants and Deed Restrictions carefully. When you're not under pressure to make a home improvement or have spring fever over new landscaping, read through the rules for your HOA. Be familiar with the do's and don'ts of your association.
5. Keep up the appearance of your home. Our community managers conduct regular drive-throughs of the neighborhood and also respond to complaints from homeowners. Ensuring that your property is maintained (yard weed-free, mowed, and thriving; trees and shrubs trimmed; fences in good repair; house paint and structure in good shape) will prevent violation notices and fines. Every week or so, take a look at your yard from the street and ask, "what would a prospective buyer think of my home?" If the answer is not so good, take action to correct the problems. Your neighbors and community are counting on you!
6. If you get a violations notice, don't ignore it. Instead, contact the property manager to discuss the problem. Something can probably be worked out to give you time to resolve the violation. If you just make contact, you can probably avoid fines and further action while you act.
7. Plan ahead. If you know you're planning a change to the appearance of your home, read the CC&Rs, and make your ACC (Architectural Control Committee) request early (preferably months in advance). It can take a month to consider and decide on an application, and you want to have enough time to provide information, answer questions, and possibly appeal a decision.
8. Most of all, relax and enjoy the peace of mind of living in a community with an active HOA. Your HOA is dedicated to maintaining the value and beauty of the whole neighborhood, and that's part of what you love about your home.

Thinking of Buying or Selling A Home? Call Wendy Today!



* Discounts given when selling and buying a home through me at the same time
* Discounts given when selling and buying a home through me with a builder (CSP)
* Free Market Analysis



Wendy Bailey, Realtor®
Re/Max Heritage
Serving Tarrant, Parker, & Wise Counties
(817) 881-6909 Cell
wendygbailey@sbcglobal.net
www.wendybailey.remextexas.com



Park Glen Scouting

By Bob Kilburn

School is coming to an end and all the Cubs Scouts and Boys Scouts from Pack and Troop 205 are preparing to have an awesome summer. The Boys Scouts just finished their Spring Canoe Race at Worth Ranch Boys Scout Camp where they raced down the Brazos. They worked several service projects, at Worth Ranch Boy Scout Camp and work on an Eagle Project. One of our Life Scouts earned his Eagle Rank. Congratulations, Christian Worthen. Most recently some of the scouts we inducted into the Order of the Arrow which is Boy Scouts National Honor Society, the Order of the Arrow

(OA) has recognized Scouts and Scouters who best exemplify the Scout Oath and Law in their daily lives. This recognition provides encouragement for others to live these ideals as well. Arrowmen are known for maintaining camping traditions and spirit, promoting year-round and long term resident camping, and providing cheerful service to others. The troop attended the District Camporee where they earned many awards, Best Gateway & Campsite to name a few.

The Cubs Scouts went to Sid Richardson Boy Scout Camp for their Spring Family Campout where they learned about safe Hiking,

Astronomy, and use of a compass and map while they worked on their pins and Belt loops. They held their monthly pack meeting themed "Faith" The Cubs Scouts are getting ready to have a fantastic summer, Cub Scout Day Camp & lots of Summertime Activities.

Interested in Scouting in the Park Glen Area? Contact Bob Kilburn @ 817-789-9907 or bobkilburn@sbcglobal.net.

or visit our websites:
For Boy Scouts <https://troop205.trooptrack.com>
For Cub Scouts <http://fortworthpack205.weebly.com>



Update On Sidewalk Repair / Tree Removal

On Thursday, April 30th the City of Fort Worth held a meeting at the Longhorn Activity Center to discuss the project of repairing the streets and sidewalks in Phase I & II of Park Glen. This meeting was a follow-up to the initial meeting held December 4, 2014. In that meeting, the City discussed plans to repair buckling sidewalks, curbs and street panels where there was damage or water pooling. In order to do these repairs, some trees located between the sidewalks and street may require removal.

During the initial meeting, many Park Glen homeowners expressed concerns over the removal of trees. Based on this meeting, the City of Fort Worth agreed to identify trees that they thought would need to be removed or potentially removed. The city stated their commitment to minimize the removal of trees where possible. In some cases, tree roots may be trimmed, allowing the tree to remain, providing there is no risk of injury or safety concerns due to the loss of stability of the tree.

Upon completion of the assessment, the City provided a list of potentially affected trees along with a map. Based upon this list, the Tree Committee began placing ribbons around the identified trees on Sunday, April 26th. Yellow ribbons were placed around trees that may need to be removed. Red ribbons were placed around trees identified as requiring removal.

During the April 30th meeting, the following questions and concerns were raised.

Can a homeowner opt out of the repair?

A homeowner may opt out from having the City repair their sidewalk. However, it is ultimately the homeowner's responsibility to maintain the sidewalk. If the homeowner opts out, they are required to repair the sidewalk at their own expense. Any repairs must meet City and State requirements. Also, any repairs done by a homeowner must be submitted to the PGNA Architectural Committee as well as being permitted by the City. If the owner opts

out and does not repair their sidewalk, they are liable for injuries resulting from improperly maintained sidewalks and can be cited by the City.

Can I request additional trees to be removed if not identified by the City?

No, due to the cost and time allowed for the project, the City will not be able to remove additional trees. If the City identifies additional trees are a risk during the course of the project, those trees will be removed at that time.

Who will determine if a tree needs to be removed?

As part of this project, a City Forester will be on site to review each tree before removal. No trees will be removed without the approval of the City Forester or member of her staff. At that time, the City will attempt to notify the homeowner. But the city will not delay construction if they are unable to make contact with the homeowner.

Will the City attempt to repair/modify the sidewalk in order to save a tree?

The City will determine if a slight curve or rise will allow for the tree to be saved. However, the City is limited by easement restrictions and ADA requirements. The City has pledged their commitment to save as many trees as possible in this project.

Will the City repair any water sprinklers or other personal property of the homeowner if damaged during the repairs?

Yes, the City will fix any damage to sprinkler systems and personal property caused directly by the project.

With removal of the trees, will the City remove the stumps as well?


Yes, the contractor will grind the stump approximately 3-4 inches below ground level.

Will trees being removed be replaced by the City?

The City will not replace the removed trees. However, the homeowner has an option to receive a voucher for a free 5-gallon tree. It is the homeowner's responsibility and expense to plant the tree.

When is the project scheduled to be started?

The project is tentatively scheduled to start January 2016. Homeowners will be notified 5 days in advance of work in their section. There will be no street closures for local traffic to allow homeowners to and from their property. Homeowners may need to park along the street as work is done along the front of their home. Additional information will be published as provided by the city.



Board Contacts:

Kevin Hammack, President
PGNAKevin@gmail.com

Russell Zwerg, Vice Pres/Treasurer
PGNARussell@gmail.com

Susan Kenney, Director/Secretary
PGNASusan@gmail.com

Jack Webb, Director
PGNAJack@gmail.com

Teresa Biery, Director
PGNATeresa@gmail.com

Barry Bryan, Director
PGNABarry@gmail.com

Sterling Rice, Director
PGNASterling@gmail.com

**DEADLINE for the July Issue of
Park Glen Connection is June 5, 2015**

To place a business advertisement
in the *Park Glen Connection*, contact
COMMUNITY NEWS CONNECTION
info@communitynewsconnection.com
or 972.396.8855

Neither Community News Connection, the HOA, Board of Directors, Management or membership of Park Glen explicitly or implicitly endorse any advertisement, the accuracy thereof or the qualifications, ability or professional standing of any advertiser or service provider, or the quality of any service or product. Park Glen Connection does not in any way endorse or support, nor does it take any credit or responsibility for any of the services, paid or volunteer, listed herein. The Park Glen Connection is not paid for by the homeowners' dues and is not funded by the HOA in any way. The Park Glen Connection is not a negative publication. It is a community newspaper created to inform and serve the community. Park Glen Connection strives to report only good news; we do not allow articles on politics, religion, controversial topics or any editorials. We also reserve the right to refuse any advertiser or article submission that we feel is not right for this "community philosophy" or not a good fit for this publication.

Important Numbers for the City of Fort Worth



Emergency	911
City Hall.....	(817) 392-2255
Ambulance Services.....	(817) 927-9620
Fire Department (Non-emergency).....	(817) 922-3000
Police Department.....	(817) 335-4222
Animal Care/Control.....	(817) 392-3737
Bulk Item Pickup / Recycling	(817) 392-1234
Water Department	(817) 392-4477
United Pacific Railroad	(800) 848-8715
Graffiti Abatement	(817) 212-2700
Mark Pugh, Code Enforcement.....	(817)932- 3706
Scott Cryer, NPO	(817)210-0183

2015 Save the Date

Annual Meeting - September 1, 2015
Location TBD • 7:00pm

Turkey Trot - November 26, 2015
Annual 5K / 1M Run

Holiday in the Park - December 12, 2015
Santa - Pictures - Hot Cocoa - Fun!
Arcadia Trail Park, Ash River Rd. & Island Park Dr.

Eye-Catching Graphic Design

**1,000 full-color glossy
business cards
for \$75***

*That price
includes
the
design!!*

Focus Designs
214-680-9021
mrybiski1@verizon.net

*1 revision allowed. All content must be provided.

**Get Your
Business Noticed
Advertise Here**

Call 972-396-8855 or
info@communitynewsconnection.com
for ad rates and sizes.

Captain Ron's Lawns & Landscaping, Inc.

RELIABLE SERVICE WITH QUALITY RESULTS
Your Neighborhood Lawn Service
Cleanups, Shrub Trimming, Bed Work & Lots More

18 YEARS IN BUSINESS
SERVING YOU



captainronslawn.com
captronlwn@aol.com
817-485-7890
May God Bless



by Southern States Cooperative, Inc.,
Richmond, VA

Here are a few helpful suggestions and tips to keep your gardens at their peak performance during the summer months.

Weed once a week

Now is the time when tiny weed seedlings become huge monsters almost overnight. Pull them by hand or hoe them before they use the nutrients in the soil intended for your vegetables, annuals and perennials.

Feed the Roses

Any other heavy feeders should be fed now too. Continue to feed them once per month until frost. Most heavy feeders use a great quantity of soil nutrients to produce those big bold blooms we all love. Keep them producing regularly with regular applications of liquid fertilizer. Some compost isn't a bad idea either.

Dead head remaining spring bulbs that have faded

Clip off any seed pods that may have formed on your daffodils, tulips, grape hyacinths, etc. This will encourage growth underground for next year's blooms. Leave the foliage and let it die back naturally. This lets the plant feed itself and the parent bulb for next spring as well. Plant

spreading annuals such as lively petunias next to it to camouflage it.

Remove spent blooms from annuals and perennials

Pinch or clip off any dead or faded blooms once a week. This encourages re-blooming and keeps the garden looking fresh and tidy.

Harvest fruits and vegetables regularly

Zucchini and summer squash may need to be harvested every day. Cucumbers and tomatoes need to be watched carefully and mature fruit removed promptly so the vines are not damaged by the weight. Corn should be harvested when the silk at the ends of the ears is just starting to brown. Blueberries and strawberries should be harvested as the fruits mature. Check them daily.

Don't forget hanging baskets!

Water them every day taking care to pinch off any spent blooms or dead foliage. Feed with liquid fertilizer once per week. Hanging baskets and container plantings need extra care in the heat. They can dry out very quickly, especially around the edges where evaporation occurs first due to the shallower soil.

Reprinted from southernstates.com with permission

Refrigerator and Coffee



Refrigerators are being improved every year! Coffee makers such as Keurig have changed how many people prepare coffee every day! What would happen if you put these two together? Well, General Electric is collaborating with Keurig to do just that...make a refrigerator with a coffee maker in the door!

Scheduled to be available later in 2015, General Electric has created a Cafe series French door refrigerator that will come fully equipped with a K-Cup brewing system built into the door.

The Café Series refrigerator will be a coffee and tea maker with several other great updates such as LED lighted, temperature-controlled drawers, a humidity monitor and innovative water filtration.

A refrigerator that makes coffee...could it get much better?

PRRST STD
US POSTAGE
PAID
Keller, TX
Permit 200